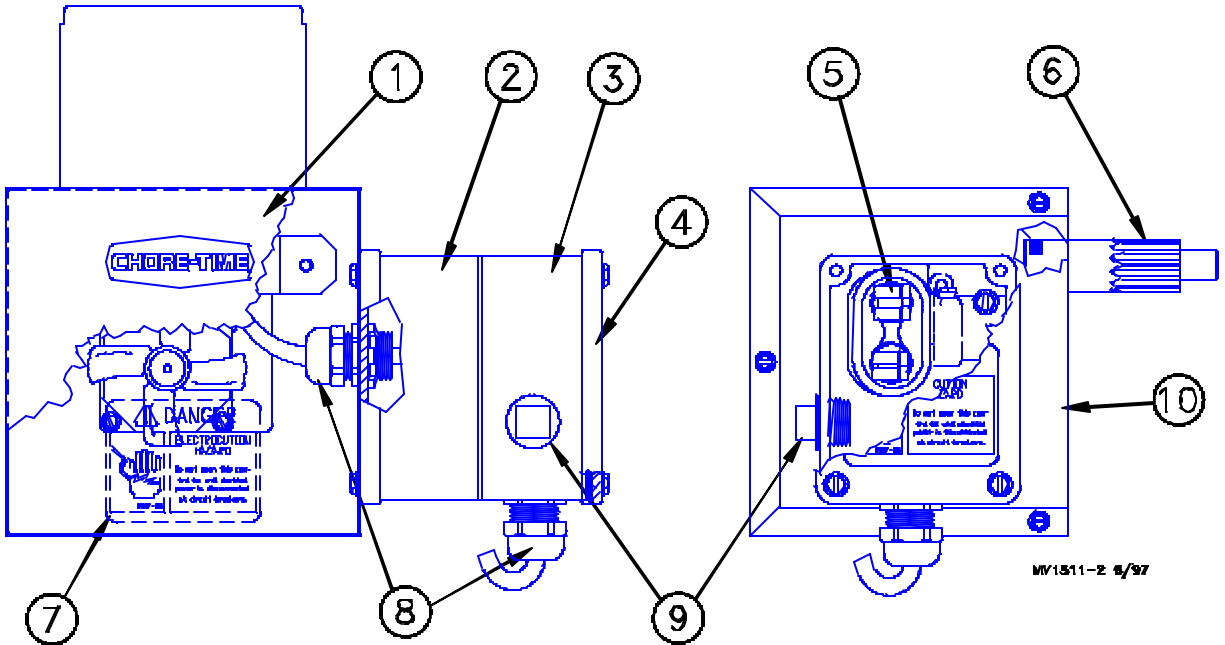


Maxidrive & Light Duty Winch Replacement Motor Assembly PN#37488



MV1511-2 6/97

Key	Description	Part No.
1	Assembly Motor Enclosure Cover	34924
2	Term Enclosure Box	36649
3	Terminal Box Assembly	36653
4	Switch Box Cover	6776
5	Capacitor	7879
6	Input Shaft	24090
7	Danger Electric Decal	2527-25
8	1/2 Liquid Tight Connector	23779
9	Threaded Pipe Plug	24458-2
10	Motor Enclosure Base	34922

Figure 1. Replacement Motor Assembly

Light Duty Winch Application

When used in the Light Duty Winch, the anti-reverse switch is included for proper hook up. Be sure to use the water tight connector supplied. See **Figure 2** below for Light Duty Winch internal wiring diagram.

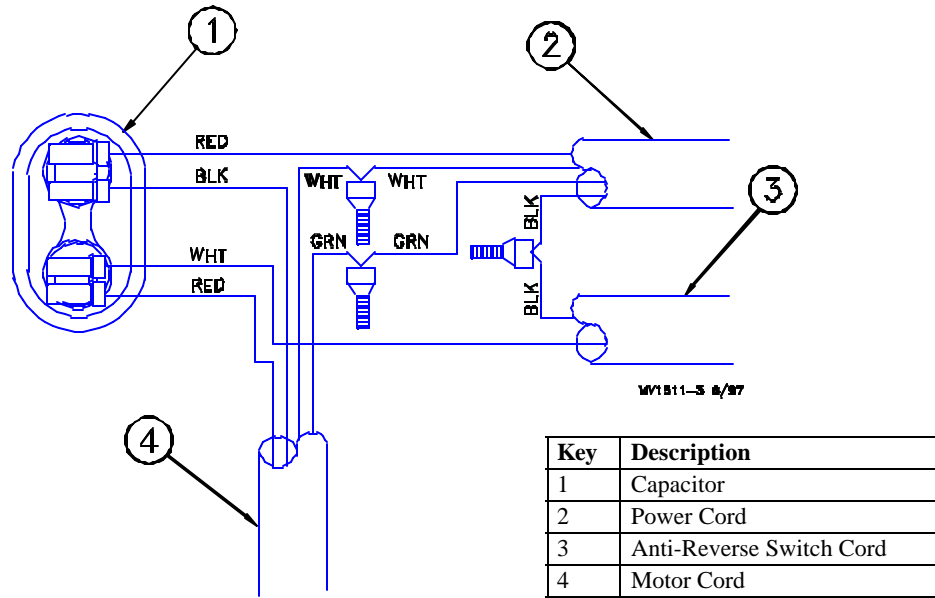


Figure 2. Internal Wiring Diagram for the Light Duty Winch

Maxidrive Winch Application

When used in the Maxidrive Winch, there is **NO** anti-reverse switch supplied. Therefore, the threaded plug supplied in the hole on the side of the terminal box need not be removed. See **Figure 3**.

See **Figure 3** for Maxidrive internal wiring Diagram—shown below.

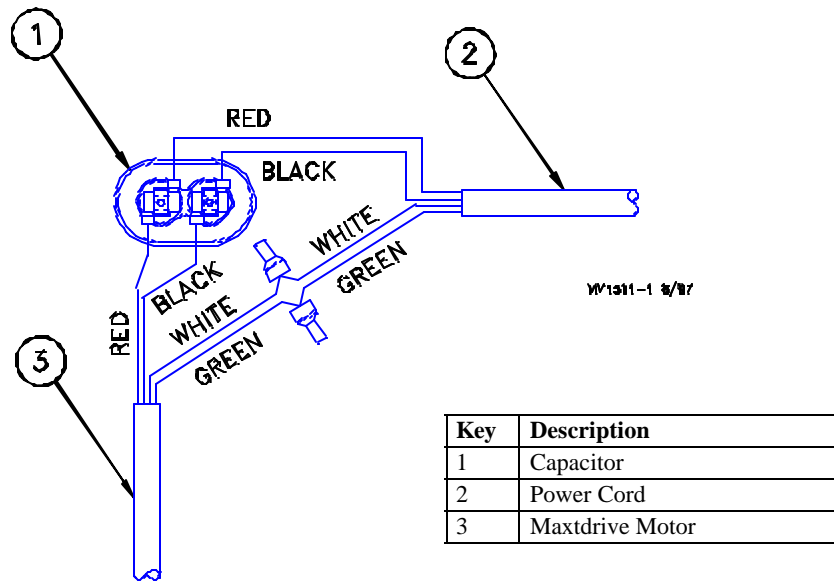


Figure 3. Internal Wiring Diagram for the Maxidrive Winch

Important Note:

The wiring for the Maxidrive winch will cause the cable drum to rotate in the opposite direction than that of the Light Duty winch cable drum.

In order to reverse the rotation, the red and black motor leads at the capacitor must be switched.

Safety Information

Caution, Warning and Danger Decals have been placed on the equipment to warn of potentially dangerous situations. Care should be taken to keep this information intact and easy to read at all times. Replace missing or damaged safety signs.

Using the equipment for purposes other than specified in this manual may cause personal injury and or damage to the equipment.

Safety–Alert Symbol

This is a safety–alert symbol. When you see this symbol on your equipment, be alert to the potential for personal injury. This equipment is designed to be installed and operated as safely as possible...however, hazards do exist.



Signal Words

Signal words are used in conjunction with the safety–alert symbol to identify the severity of the warning.

DANGER..... indicates an imminently hazardous situation which, if not avoided, **WILL** result in death or serious injury.

WARNING indicates a potentially hazardous situation which, if not avoided, **COULD** result in death or serious injury.

CAUTION..... indicates a hazardous situation which, if not avoided, **MAY** result in minor or moderate injury.



DANGER: Electrical Hazard

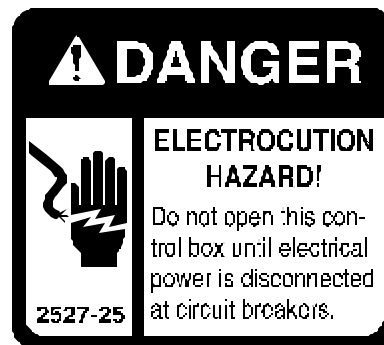
Disconnect electrical power before inspecting or servicing equipment unless maintenance instructions specifically state otherwise.

Ground all electrical equipment for safety.

All electrical wiring must be done by a qualified electrician in accordance with local and national electric codes.

Ground all non-current carrying metal parts to guard against electrical shock.

With the exception of motor overload protection, electrical disconnects and over current protection are not supplied with the equipment.



Chore-Time Warranty

Chore-Time Equipment warrants each new product manufactured by it to be free from defects in material or workmanship for one year from the date of initial installation by the original purchaser. If such a defect is found by Chore-Time to exist within the one year period, Chore-Time will, at its option, (a) repair or replace such product free of charge, F.O.B. the factory of manufacture, or (b) refund to the original purchaser the original purchase price, in lieu of such repair or replacement.

Conditions and limitations:

1. The product must be installed and operated in accordance with instructions published by **Chore-Time or warranty will be void.**
2. Warranty is void if **all components** of a system are not supplied by **Chore-Time.**
3. This product must be purchased from and installed by an authorized Chore-Time dealer or certified representative thereof, or the warranty will be void.
4. Malfunctions or failure resulting from misuse, abuse, negligence, alteration, accident, or lack of proper maintenance shall not be considered defects under this warranty.
5. This warranty applies only to systems for the care of poultry and livestock. Other applications in industry or commerce are not covered by this warranty.

Chore-Time shall not be liable for any **Consequential or Special Damage** which any purchaser may suffer or claim to have suffered as a result of any defect in the product. **“Consequential”** or **“Special Damages”** *as used herein include, but are not limited to, lost or damaged products or goods, costs of transportation, lost sales, lost orders, lost income, increased overhead, labor and incidental costs and operational inefficiencies.*

THIS WARRANTY CONSTITUTES CHORE-TIME'S ENTIRE AND SOLE WARRANTY AND CHORE-TIME EXPRESSLY DISCLAIMS ANY AND ALL OTHER WARRANTIES, INCLUDING, BUT NOT LIMITED TO, EXPRESS AND IMPLIED WARRANTIES AS TO MERCHANTABILITY, FITNESS FOR PARTICULAR PURPOSE SOLD AND DESCRIPTION OR QUALITY OF THE PRODUCT FURNISHED HEREUNDER.

Any exceptions to this warranty must be authorized in writing by an officer of the company. Chore-Time reserves the right to change models and specifications at any time without notice or obligation to improve previous models.

**CHORE-TIME EQUIPMENT, A Division of CTB, Inc.
P.O. Box 2000
Milford, Indiana 46542-2000 U.S.A.**