

Turbo Cool™

6" Recirculating Evaporative Cooling System Union/Valve Update

The 1-1/2" Union/Ball Valve **1** shown in **Figure 1** has been replaced with a separate ball valve and union. Install the Ball Valve **2** and Union **3** as shown in **Figure 2**.

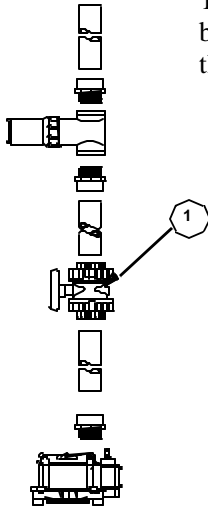


Figure 1.

Union and Valve Part Numbers		
1	1-1/2" Union/Ball Valve	38626
2	1-1/2" Ball Valve	44039
3	1-1/2" Union	44040

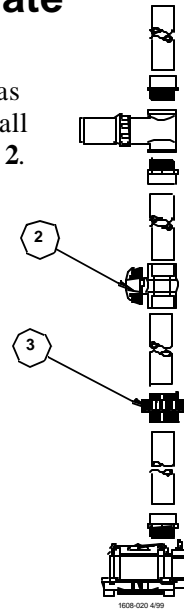



Figure 2.

Chore-Time Equipment a Division of CTB, Inc.
P.O. Box 2000 · Milford, Indiana 46542-2000 · U.S.A.
Phone (219) 658-4101 · E-Mail: ctb@ctbinc.com

MV1608A
April 1999



Turbo Cool™

6" Recirculating Evaporative Cooling System Union/Valve Update

The 1-1/2" Union/Ball Valve **1** shown in **Figure 1** has been replaced with a separate ball valve and union. Install the Ball Valve **2** and Union **3** as shown in **Figure 2**.

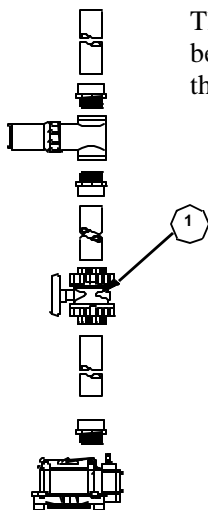


Figure 1.

Union and Valve Part Numbers		
1	1-1/2" Union/Ball Valve	38626
2	1-1/2" Ball Valve	44039
3	1-1/2" Union	44040

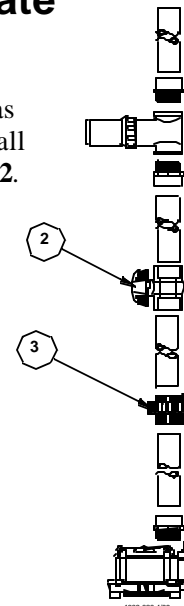


Figure 2.

Chore-Time Equipment a Division of CTB, Inc.
P.O. Box 2000 · Milford, Indiana 46542-2000 · U.S.A.
Phone (219) 658-4101 · E-Mail: ctb@ctbinc.com

MV1608A
April 1999