

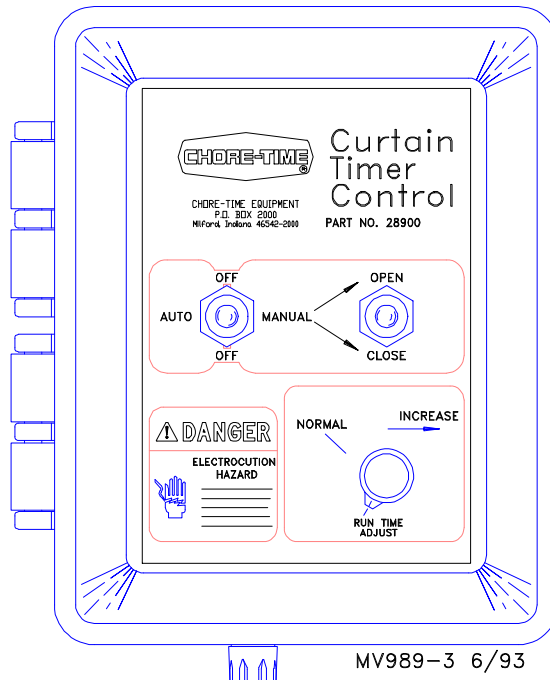
Operation Guide

for

Curtain Timer Control

for use with

Light Duty Winch & Heavy Duty Winch



MV989-3 6/93

WARRANTY INFORMATION

Chore-Time Equipment warrants each new product manufactured by it to be free from defects in material or workmanship for one year from the date of initial installation by the original purchaser. If such a defect is found by Chore-Time to exist within the one year period, Chore-Time will, at its option, (a) repair or replace such product free of charge, F.O.B. the factory of manufacture, or (b) refund to the original purchaser the original purchase price, in lieu of such repair or replacement.

Additional extended warranties are herewith provided to the original purchaser as follows:

1. RLX Fans, less motors, for three years from date of installation.
- *2. Poultry feeder pans that become unusable within five years from date of installation. Warranty prorated after three years usage.
3. MEAL-TIME® Hog Feeder pans that become unusable within five years of installation.
4. Rotating centerless augers, excluding applications involving High Moisture Corn (exceeding 18%), for ten years from date of installation. Note: MULTIFLO® and applications involving High Moisture Corn are subject to a one year warranty.
5. Chore-Time manufactured roll-formed steel auger tubes for ten years from date of installation.
- *6. Laying cages that become unusable within ten years. Warranty prorated after three years usage.
- *7. ULTRAFLO® Auger and ULTRAFLO® Feed Trough (except ULTRAFLO® Trough Liners) are warranted for a period of five (5) years from date of original purchase against repeated breakage of the auger or wear-through of the feed trough.

Conditions and limitations:

1. The product must be installed and operated in accordance with instructions published by Chore-Time or warranty will be void.
2. Warranty is void if all components of a system are not supplied by Chore-Time.
3. This product must be purchased from and installed by an authorized Chore-Time dealer or certified representative thereof, or the warranty will be void.
4. Malfunctions or failure resulting from misuse, abuse, negligence, alteration, accident, or lack of proper maintenance shall not be considered defects under this warranty.
5. This warranty applies only to systems for the care of poultry and livestock. Other applications in industry or commerce are not covered by this warranty.

Chore-Time shall not be liable for any consequential or special damage which any purchaser may suffer or claim to have suffered as a result of any defect in the product. "Consequential" or "special damages" as used herein include, but are not limited to, lost or damaged products or goods, costs of transportation, lost sales, lost orders, lost income, increased overhead, labor and incidental costs and operational inefficiencies.

THIS WARRANTY CONSTITUTES CHORE-TIME'S ENTIRE AND SOLE WARRANTY AND CHORE-TIME EXPRESSLY DISCLAIMS ANY AND ALL OTHER WARRANTIES, INCLUDING, BUT NOT LIMITED TO, EXPRESS AND IMPLIED WARRANTIES AS TO MERCHANTABILITY, FITNESS FOR PARTICULAR PURPOSE SOLD AND DESCRIPTION OR QUALITY OF THE PRODUCT FURNISHED HEREUNDER.

Any exceptions to this warranty must be authorized in writing by an officer of the company. Chore-Time reserves the right to change models and specifications at any time without notice or obligation to improve previous models.

*See separate "WARRANTY ADDITION" as to these products

CHORE-TIME EQUIPMENT, A Division of CTB, Inc.
P.O. Box 2000, Milford, Indiana 46542-2000 U.S.A.

SAFETY INFORMATION

CHORE-TIME is concerned about the safety of its customers. Caution, Warning and Danger Decals have been placed on the equipment to warn of potentially dangerous situations. Care should be taken to keep this information intact and easy to read at all times. Replace missing or damaged safety signs.

Safety-Alert Symbol

This is a safety-alert symbol. When you see this symbol on your equipment, be alert to the potential for personal injury.



Signal Words

Signal words are used in conjunction with the safety-alert symbol to identify the severity of the warning.

DANGER.....identifies immediate hazards which WILL result in severe personal injury or death.

WARNINGidentifies hazards or unsafe practices which COULD result in severe personal injury or death.

CAUTIONidentifies hazards or unsafe practices which COULD result in minor personal injury or product or property damage.



DANGER



WARNING



CAUTION

DANGER--ELECTRICAL HAZARD

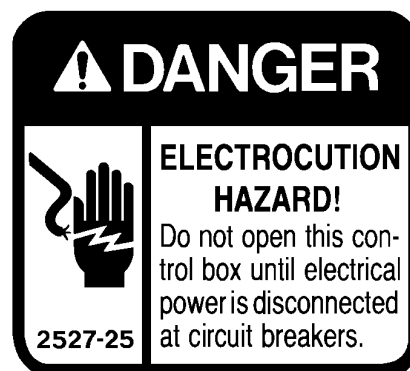
Disconnect electrical power before inspecting or servicing equipment unless maintenance instructions specifically state otherwise.

Ground all electrical equipment for safety.

All electrical wiring must be done by a qualified electrician in accordance with local and national electric codes.

Ground all non-current carrying metal parts to guard against electrical shock.

With the exception of motor overload protection, electrical disconnects and over current protection are not supplied with the equipment.



28900 Curtain Timer Control

The Curtain Timer Control is designed to be used along with a two stage mechanical thermostat to control a curtain power unit such as Chore-Time part number 27060 or 27080. There are two toggle switches plus a timer adjustment knob on the front of the control.

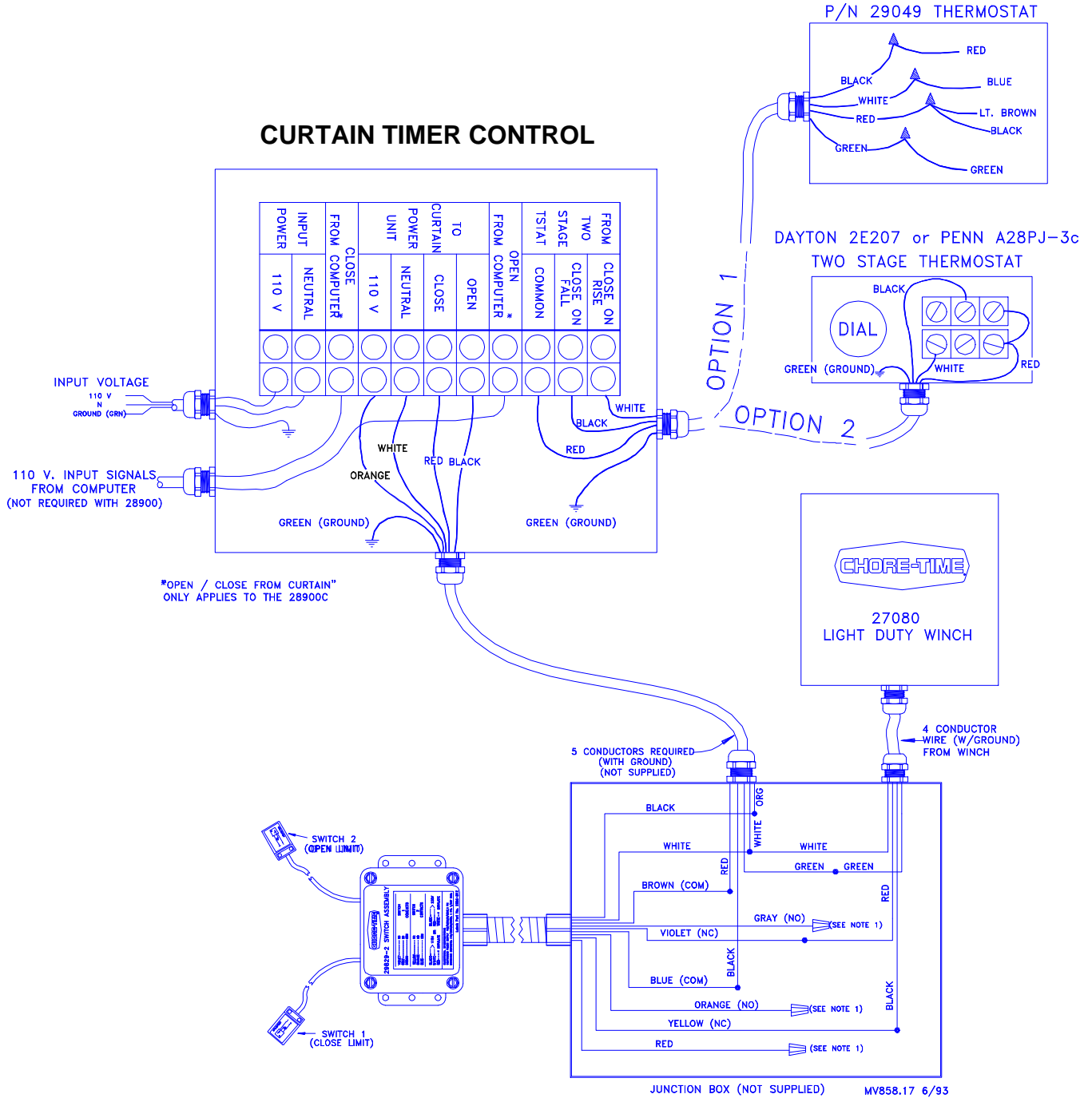
The left toggle switch has three positions: AUTO, OFF, and MANUAL. In the AUTO position the curtain power unit will open or close whenever the temperature is above or below the set temperature of the two stage thermostat. When the temperature calls for the curtain to move, it moves under control of the run timer. The adjustment of the run timer is done with the lower right knob. When the left toggle switch is in the OFF position, the control is turned off. When the left toggle switch is in the MANUAL position, the curtain power unit will open or close depending only on the position of the right toggle switch. The right toggle switch has no effect except when the left toggle switch is in the MANUAL position.

The timer is a 5 minute percentage timer. The amount of run time is adjustable with the lower right knob. At the "normal" setting the curtain power unit will run for approximately 1-1/2 minutes and then be off for 3-1/2 minutes. The sum of the "on" time and "off" time will stay approximately constant at 5 minutes. The timer begins an "on" time whenever the left toggle switch is changed from OFF to AUTO and runs continuously as long as the control is in the auto mode. The curtain power unit will run whenever the two stage thermostat calls for correction and the timer is in its "on" time.

28900C Curtain Timer Control (w/computer port)

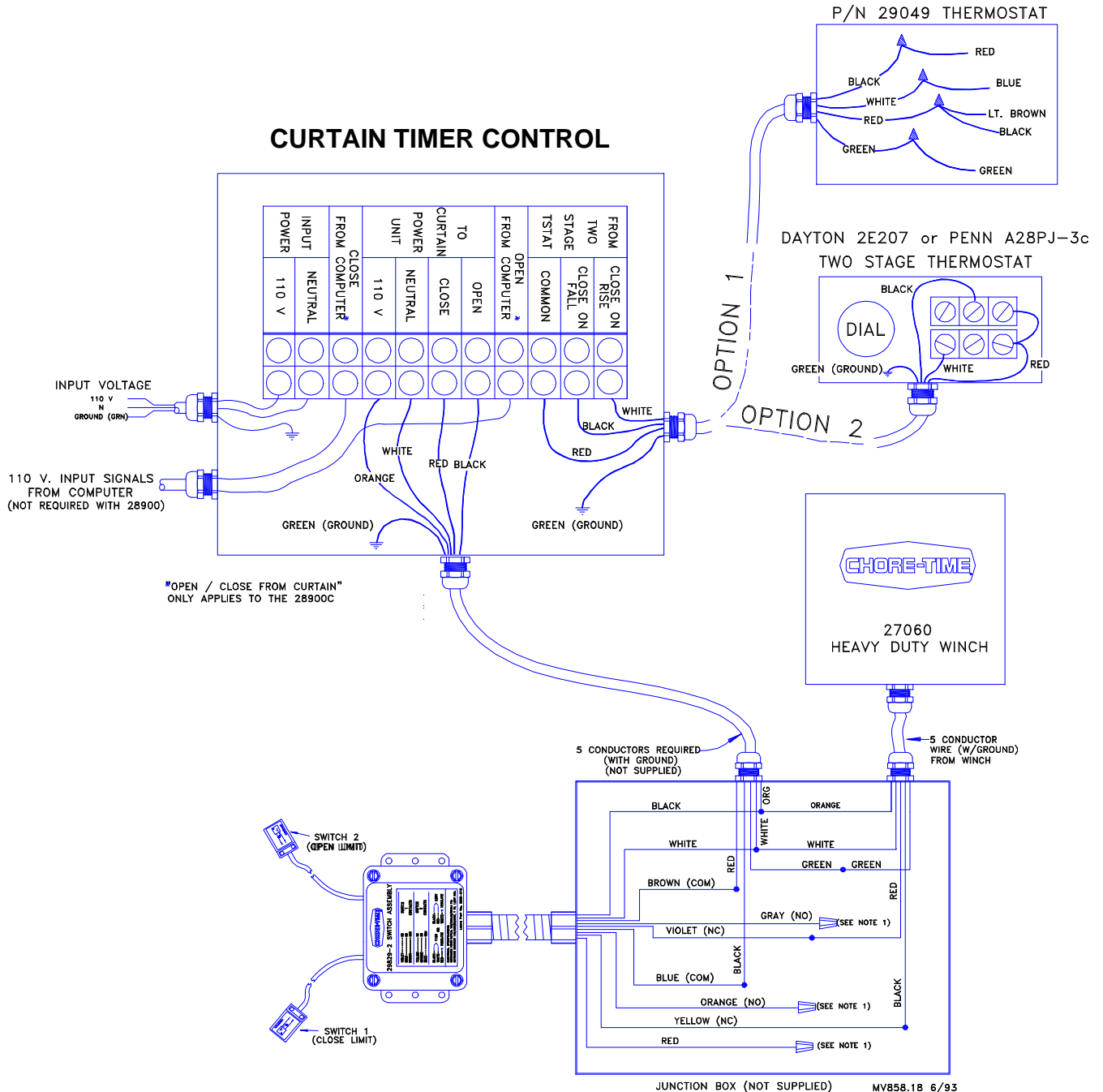
The 28900C Control is very similar to the 28900. It has an additional toggle switch on the side of the control box which allows you to control the curtain power unit from a computer with 110 V. outputs or from the two-stage thermostat as on the standard 28900. When the switch is set on THERMOSTAT, the 28900C performs exactly like a 28900. When the switch is set on COMPUTER, the curtain machine will be controlled from the computer whenever the AUTO-MANUAL switch is in the AUTO position.

Wiring Diagram for Curtain Timer Control with Light Duty Winch



NOTE 1) GRAY, ORANGE, AND RED CONDUCTORS FROM THE SWITCH ASSEMBLY MUST BE CAPPED WITH WIRE NUTS.

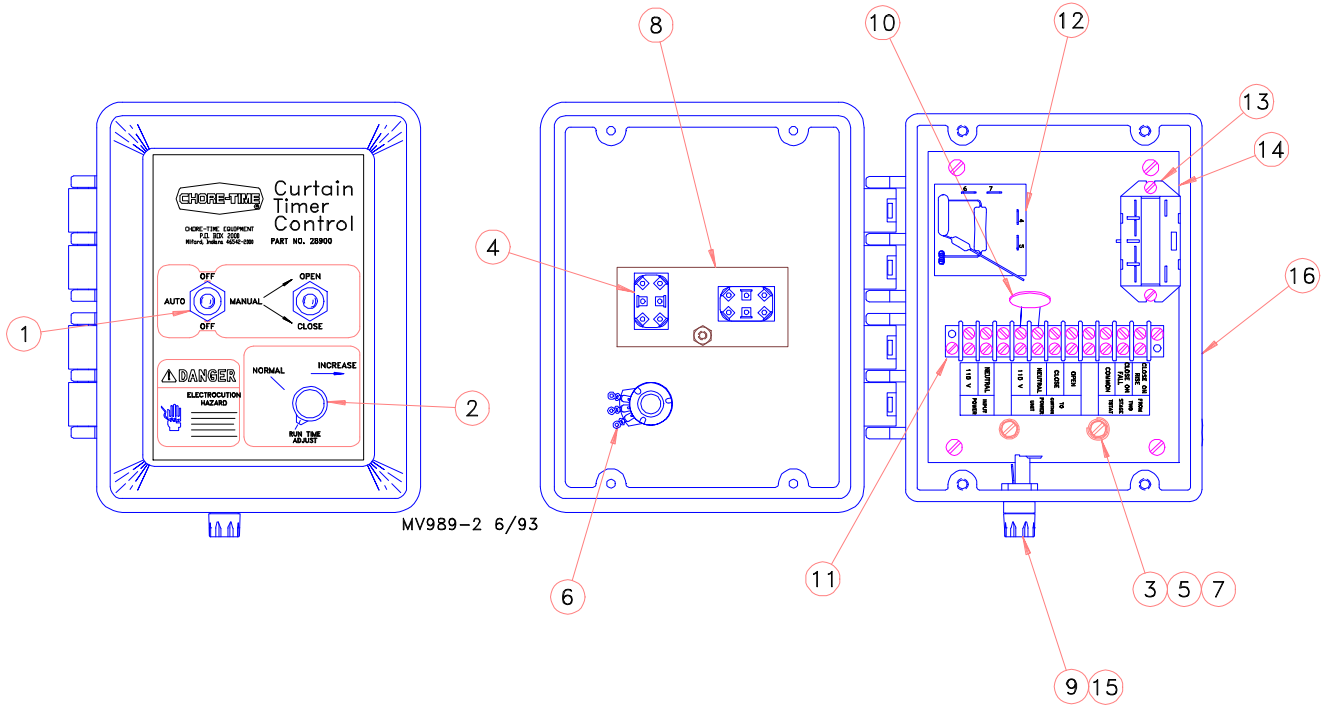
Wiring Diagram for Curtain Timer Control with Heavy Duty Winch



NOTE 1) GRAY, ORANGE, AND RED CONDUCTORS FROM THE SWITCH ASSEMBLY MUST BE CAPPED WITH WIRE NUTS.

Curtain Timer Control P/N 28900

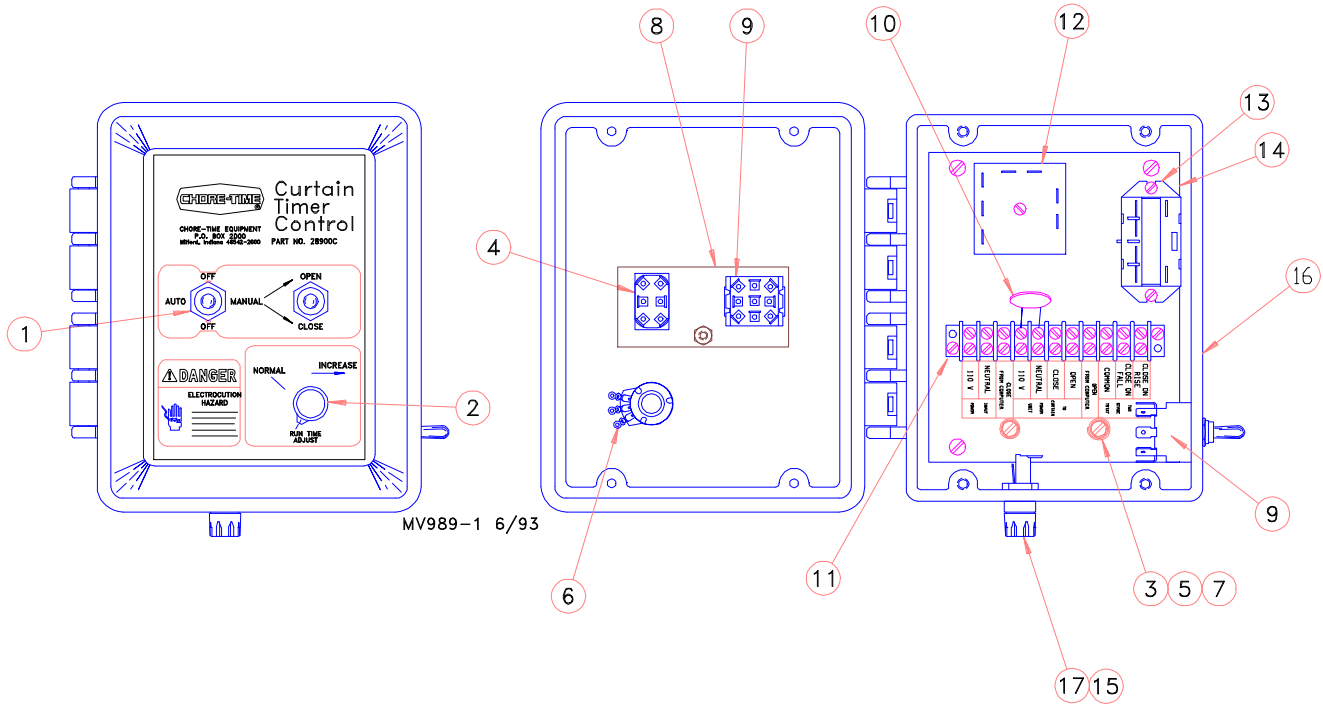
Part List



<u>Item</u>	<u>Description</u>	<u>Part No.</u>
1	Toggle Switch Boot	1739
2	Pointer Knob	7906
3	#10 Ext. Lock Washer	305
4	Toggle Switch (DPDT)	20135
5	#10-32 Ground Screw	4968
6	Dual Pot Assembly	29995
7	Cup Washer	5775
8	Grounding Plate	29993
9	Slow Blow Fuse (3 amp)	20472
10	M.O.V.	14063-2
11	Terminal Block	7347
12	5 Minute Timer	27492
13	Power Relay	27051
14	Component Plate	28875
15	Fuse Holder	24431
16	Box (Machined)	29965

Curtain Timer Control P/N 28900C

Part List



<u>Item</u>	<u>Description</u>	<u>Part No.</u>
1	Toggle Switch Boot	1739
2	Pointer Knob	7906
3	#10 Ext. Lock Washer	305
4	Toggle Switch (DPDT)	20135
5	#10-32 Ground Screw	4968
6	Dual Pot Assembly	29995
7	Cup Washer	5775
8	Grounding Plate	29993
9	Toggle Switch (3PDT)	29727
10	M.O.V.	14063-2
11	Terminal Block	7347
12	5 Minute Timer	27492
13	Power Relay	27051
14	Component Plate	28875
15	Fuse Holder	24431
16	Box (Machined)	29983
17	Slow Blow Fuse (3 amp)	20472

Contact your nearby Chore-Time distributor or representative for additional parts and information.

Chore-Time Equipment, A Division of CTB, Inc.
P.O. Box 2000, Milford, Indiana 46542-2000 U.S.A.

Printed in the U.S.A.