



Interval Timer Controls

Installation and Operating Instructions

- 40293-1 One Timer Enclosure
- 40293-2 Two Timer Enclosure
- 40293-3 Three Timer Enclosure
- 40293-4 Four Timer Enclosure

The Chore-Time Interval Timer can be used with Chore-Time FLEX-AUGER®, MULTIFLO®, or Drop Feeding Delivery Systems.



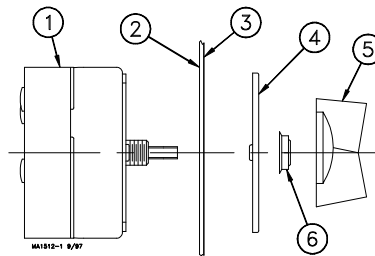
Interval Control Switch Showing one Timer as shipped and positions for other three Timers.

Installing the Interval Timer

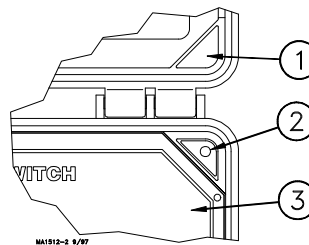
The Chore-Time Interval Timer is shipped with one timer only installed. If ordered with multiple timers, all others must be installed.

Unlatch Clear Cover and remove Mounting Panel. If multiple timers are to be installed in the Enclosure Box, locate available 3-hole mounting patterns on back side of Mounting Panel. Punch or cut out decal material covering a desired mounting hole, insert and assemble additional Timer Switches (up to a total of four Timer Switches).

Secure Enclosure Box to the wall or partition using the supplied 1" screws. The corners of the Enclosure Box are open through to the mounting holes in the bottom. Using a Phillips or Square head driver, assemble the Enclosure Box with the **Hinge Side Up** to the wall or Partition.



Key	Description
1	Timer Switch
2	Mounting Panel
3	Decal
4	Timer Dial
5	Nut
6	Adjustment Knob



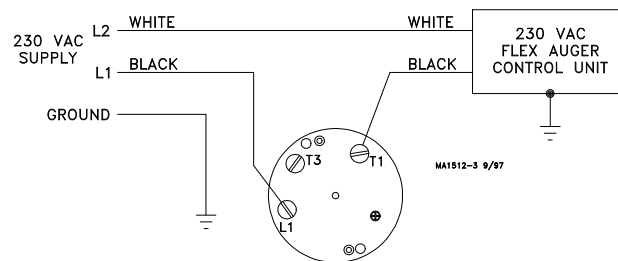
Key	Description
1	Clear Cover
2	Mounting Hole
3	Mounting Panel

Wire the Interval Timer as shown.

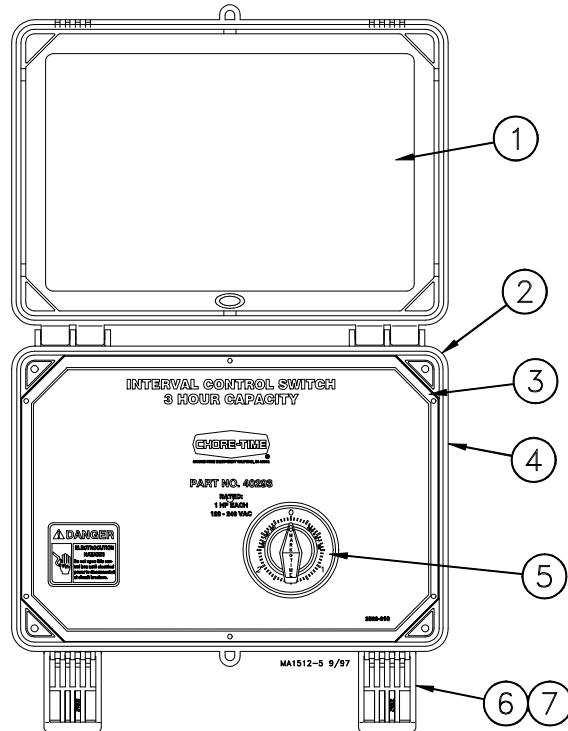
Assemble the Mounting Panel into the Enclosure with the #4 screws supplied.

Operating the Interval Timer

To set the 6938 Interval Timer, turn the control Knob past the dot located at approximately 20 minutes on the dial. Then, set the number of minutes of desired operation on the timer. If the system is to operate less than 20 minutes, the timer must be turned past the dot, then turned counterclockwise to set the number of minutes of operation.



Interval Timer Control Parts List



Key	Description	Part No.
1	Clear Cover	30859-1
2	Enclosure	30860-3
3	Mounting Plate	40292
4	Seal	34767
5	Interval Timer Switch	6939
6	Enclosure Latch	30862
7	Enclosure Latch Pivot	30863