




# Directional Curved Inlet Installation Instruction Manual

## Assembly

**Caution: Do not use a metal hammer for assembly.** Use of a metal hammer could result in damage to the inlet housing.



1. Using a rubber mallet, tap the corner sections into the short sections



2. Using a rubber mallet, tap the short sections into the long frame



3. Using a rubber mallet, tap a pivot pin into the Inlet



4. Position the Louver onto the pivot pin



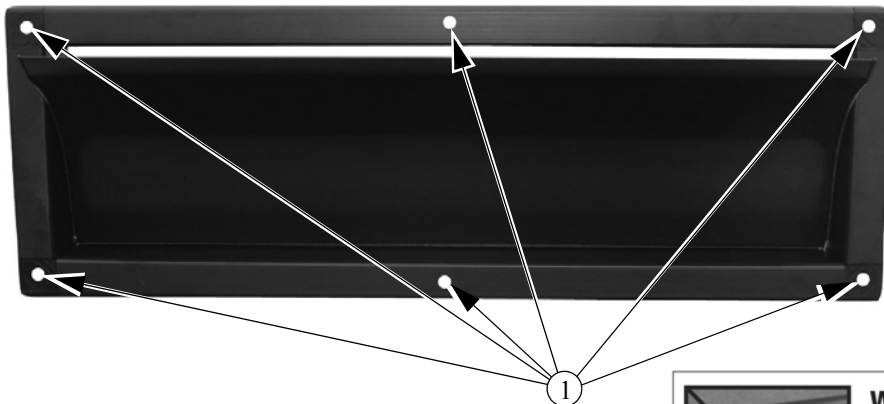
5. Using a rubber mallet, tap the other pivot pin through the frame & into the hole in the Louver.



## Installation

Making sure all four corners are tight together, mount the Inlet into the framed opening of 13.5" x 46.5" with a bead of caulk to ensure a good seal. Use six 2" Screws (**Item 1, Figure 1**) to secure the inlet to the wall.

**Caution: Do not over tighten screws.** Tighten them until flush. You do not want to dent the housing.




Item	Description
1	2" Screw

Figure 1. Installation



# Part Numbers



Item	Description	Part No.
A	Corner Section	50379
B	Short Frame Section	50382
C	Long Frame Section	50381
D	Louver	50380
E	Nylon Pivot Pin	50383

# Warranty

Ferdinand Stuckerjuergen, Inc. (d/b/a Stuke Iowa Plastics) warrants each new Poultry Inlet manufactured by it to be free from defects in material or workmanship for one year from and after the date of initial installation by or for the original purchaser. If such a defect is found by the Manufacturer to exist within the one-year period, the Manufacturer will, at its option repair or replace such product free of charge, F.O.B. the factory of manufacture. Labor costs associated with the replacement or repair of the product are not covered by the Manufacturer.

**Conditions and Limitations**

1. The product must be installed and operated in accordance with the instructions **provided or Warranty will be Void.**
2. Warranty is void if **all components** of the system are not original equipment supplied by the **Manufacturer.**
3. Malfunctions or failure resulting from misuse, abuse, negligence, alteration, accident, or lack of proper maintenance shall not be considered defects under the warranty.
4. This Warranty applies only to systems for the care of poultry. Other applications in industry or commerce are not covered by this Warranty.

The **Manufacturer** shall not be liable for an **Consequential or Special Damage** which any purchaser may suffer or claim to suffer as a result of any defect in the product. **“Consequential”** or **“Special Damages”** as used herein include, but are not limited to, lost or damaged products or goods, costs of transportation, lost sales, lost orders, lost income, increased overhead, labor and incidental costs and operational inefficiencies.

THIS WARRANTY CONSTITUTES THE MANUFACTURER’S ENTIRE AND SOLE WARRANTY AND THIS MANUFACTURER EXPRESSLY DISCLAIMS ANY AND ALL OTHER WARRANTIES, INCLUDING, BUT NOT LIMITED TO, EXPRESS AND IMPLIED WARRANTIES AS TO MERCHANTABILITY, FITNESS FOR PARTICULAR PURPOSES SOLD AND DESCRIPTION OR QUALITY OF THE PRODUCT FURNISHED HEREUNDER.

No one is authorized to modify or extend the terms and conditions of this Warranty in any manner or to offer or grant any other warranties for products in addition to those terms expressly stated above. The Manufacturer reserves the right to change models and specifications at any time without notice or obligation to improve previous models

Effective: January 1, 2006

Ferdinand Stuckerjuergen, Inc.  
 d/b/a Stuke Iowa Plastics  
 1498 Hwy 16, P O Box 80  
 Houghton, IA 52631 USA  
 Phone (319) 469-2430  
 Fax (319) 469-7676